



The Art of Stitching

Quality Fine Art Cross Stitch Patterns



*Le pont de Trinquetaille
Miniature*














































Vincent van Gogh



	10	20	30	40	50
10	+ +
20	B \$ # E E H \$ q c c % B B # E E # E E # c "	c + \$ # % B B E H \$ q c c % B B # E E # E E # c "	B \$ # E E H \$ q c c % B B # E E # E E # c "	B \$ # E E H \$ q c c % B B # E E # E E # c "	B \$ # E E H \$ q c c % B B # E E # E E # c "
30	q + c c c \ + E \$ "	q + c c c \ + E \$ "	q + c c c \ + E \$ "	q + c c c \ + E \$ "	q + c c c \ + E \$ "
40	B B E E H \$ q c c % B B # E E # E E # c "	B B E E H \$ q c c % B B # E E # E E # c "	B B E E H \$ q c c % B B # E E # E E # c "	B B E E H \$ q c c % B B # E E # E E # c "	B B E E H \$ q c c % B B # E E # E E # c "
50	B B E E H \$ q c c % B B # E E # E E # c "	B B E E H \$ q c c % B B # E E # E E # c "	B B E E H \$ q c c % B B # E E # E E # c "	B B E E H \$ q c c % B B # E E # E E # c "	B B E E H \$ q c c % B B # E E # E E # c "
60	B B E E H \$ q c c % B B # E E # E E # c "	B B E E H \$ q c c % B B # E E # E E # c "	B B E E H \$ q c c % B B # E E # E E # c "	B B E E H \$ q c c % B B # E E # E E # c "	B B E E H \$ q c c % B B # E E # E E # c "

	50						60						70						80						90						100					
10	[Grid content]																																			
20	[Grid content]																																			
30	[Grid content]																																			
40	[Grid content]																																			
50	[Grid content]																																			
60	[Grid content]																																			

Pattern Name: Le pont de Trinquetaille Mini
Designed By: Vincent van Gogh
Copyright: ©2013 Art of Stitching - For Personal Use Only
Fabric: Aida 18, White
 126w X 90h Stitches
Size(s): 18 Count, 7w X 5h in
 14 Count, 9w X 6-3/8h in
 16 Count, 7-7/8w X 5-5/8h in
 22 Count, 5-5/8w X 4h in

Floss Used for Full Stitches:

Symbol	Strands	Type	Number	Color
 H	2	DMC	161	Gray Blue
 Æ	2	DMC	310	Black
 m	2	DMC	312	Baby Blue-VY DK
 #	2	DMC	317	Pewter Gray
 d	2	DMC	320	Pistachio Green-MD
 ..	2	DMC	369	Pistachio Green-VY LT
 K	2	DMC	400	Mahogany-DK
 a	2	DMC	469	Avocado Green
 =	2	DMC	471	Avocado Green-VY LT
 b	2	DMC	501	Blue Green-DK
 \	2	DMC	519	Sky Blue
 ½	2	DMC	520	Fern Green-DK
 A	2	DMC	535	Ash Gray-VY LT
 U	2	DMC	562	Jade-MD
 V	2	DMC	702	Kelly Green
	2	DMC	728	Topaz
 Y	2	DMC	733	Olive Green-MD
 ?	2	DMC	734	Olive Green-LT
 q	2	DMC	793	Cornflower Blue-MD
 c	2	DMC	794	Cornflower Blue-LT
 ‡	2	DMC	799	Delft Blue-MD
 B	2	DMC	823	Navy Blue-DK
 ...	2	DMC	827	Blue-VY LT
 %	2	DMC	890	Pistachio Green-UL DK
 D	2	DMC	895	Hunter Green-VY DK
 _	2	DMC	928	Gray Green-VY LT
 E	2	DMC	930	Antique Blue-DK
 \$	2	DMC	931	Antique Blue-MD
 M	2	DMC	934	Black Avocado Green
 G	2	DMC	935	Avocado Green-DK
 Q	2	DMC	938	Coffee Brown-UL DK
 ‰	2	DMC	939	Navy Blue-VY DK
 !	2	DMC	966	Baby Green-MD
 F	2	DMC	987	Forest Green-DK
 T	2	DMC	988	Forest Green-MD
 "	2	DMC	3325	Baby Blue-LT
 e	2	DMC	3346	Hunter Green
 ±	2	DMC	3363	Pine Green-MD
 @	2	DMC	3371	Black Brown
 .	2	DMC	3753	Antique Blue-UL VY LT
 §	2	DMC	3799	Pewter Gray-VY DK
 ¢	2	DMC	3815	Celadon Green-DK
 s	2	DMC	3816	Celadon Green-MD

Symbol	Strands	Type	Number	Color
 +	2	DMC	3817	Celadon Green-LT
 -	2	DMC	3819	Moss Green-LT

Usage Summary**Strands Per Skein:** 6**Skein Length:** 313.0 in

Type	Number	Full	Half	Quarter	Petite	Back(in)	Str(in)	Spec(in)	French	Bead	Skein Est.
DMC 161	161	98	0	0	0	0.0	0.0	0.0	0	0	1.000
DMC 310	310	1481	0	0	0	0.0	0.0	0.0	0	0	1.000
DMC 312	312	30	0	0	0	0.0	0.0	0.0	0	0	1.000
DMC 317	317	124	0	0	0	0.0	0.0	0.0	0	0	1.000
DMC 320	320	230	0	0	0	0.0	0.0	0.0	0	0	1.000
DMC 369	369	70	0	0	0	0.0	0.0	0.0	0	0	1.000
DMC 400	400	9	0	0	0	0.0	0.0	0.0	0	0	1.000
DMC 469	469	142	0	0	0	0.0	0.0	0.0	0	0	1.000
DMC 471	471	293	0	0	0	0.0	0.0	0.0	0	0	1.000
DMC 501	501	276	0	0	0	0.0	0.0	0.0	0	0	1.000
DMC 519	519	73	0	0	0	0.0	0.0	0.0	0	0	1.000
DMC 520	520	873	0	0	0	0.0	0.0	0.0	0	0	1.000
DMC 535	535	133	0	0	0	0.0	0.0	0.0	0	0	1.000
DMC 562	562	147	0	0	0	0.0	0.0	0.0	0	0	1.000
DMC 702	702	177	0	0	0	0.0	0.0	0.0	0	0	1.000
DMC 728	728	9	0	0	0	0.0	0.0	0.0	0	0	1.000
DMC 733	733	22	0	0	0	0.0	0.0	0.0	0	0	1.000
DMC 734	734	15	0	0	0	0.0	0.0	0.0	0	0	1.000
DMC 793	793	187	0	0	0	0.0	0.0	0.0	0	0	1.000
DMC 794	794	187	0	0	0	0.0	0.0	0.0	0	0	1.000
DMC 799	799	82	0	0	0	0.0	0.0	0.0	0	0	1.000
DMC 823	823	146	0	0	0	0.0	0.0	0.0	0	0	1.000
DMC 827	827	162	0	0	0	0.0	0.0	0.0	0	0	1.000
DMC 890	890	298	0	0	0	0.0	0.0	0.0	0	0	1.000
DMC 895	895	643	0	0	0	0.0	0.0	0.0	0	0	1.000
DMC 928	928	421	0	0	0	0.0	0.0	0.0	0	0	1.000
DMC 930	930	227	0	0	0	0.0	0.0	0.0	0	0	1.000
DMC 931	931	315	0	0	0	0.0	0.0	0.0	0	0	1.000
DMC 934	934	549	0	0	0	0.0	0.0	0.0	0	0	1.000
DMC 935	935	299	0	0	0	0.0	0.0	0.0	0	0	1.000
DMC 938	938	17	0	0	0	0.0	0.0	0.0	0	0	1.000
DMC 939	939	174	0	0	0	0.0	0.0	0.0	0	0	1.000
DMC 966	966	282	0	0	0	0.0	0.0	0.0	0	0	1.000
DMC 987	987	388	0	0	0	0.0	0.0	0.0	0	0	1.000
DMC 988	988	308	0	0	0	0.0	0.0	0.0	0	0	1.000
DMC 3325	3325	125	0	0	0	0.0	0.0	0.0	0	0	1.000
DMC 3346	3346	148	0	0	0	0.0	0.0	0.0	0	0	1.000
DMC 3363	3363	164	0	0	0	0.0	0.0	0.0	0	0	1.000
DMC 3371	3371	88	0	0	0	0.0	0.0	0.0	0	0	1.000
DMC 3753	3753	615	0	0	0	0.0	0.0	0.0	0	0	1.000
DMC 3799	3799	310	0	0	0	0.0	0.0	0.0	0	0	1.000
DMC 3815	3815	184	0	0	0	0.0	0.0	0.0	0	0	1.000
DMC 3816	3816	327	0	0	0	0.0	0.0	0.0	0	0	1.000
DMC 3817	3817	464	0	0	0	0.0	0.0	0.0	0	0	1.000
DMC 3819	3819	28	0	0	0	0.0	0.0	0.0	0	0	1.000

Multi-Page Pattern Instructions

Most cross stitch patterns suggest starting in the middle and working your way out. With multi-page patterns it is recommended that you start with page 1 in the upper left hand corner then work your way to the right, following the page order. When you reach the edge of the pattern, drop down to the next row starting at the left again. See diagram below for the page layout example.

You'll notice on the sides of some of the pages, there is a grayed out area. This is the overlap of the pattern. **DO NOT STITCH THESE AREAS.** They are to be used as a guide to make sure your counts are in order.

There are different ways to stitch multi-page patterns. You can stitch one page at a time or you can start with a page and when you get close to the edge add the next page to keep your project "seamless". Some people like to put their patterns together and have large sections. You can do this by taping the pages together, making sure to cover the grayed over lap area. However, the way this material is printed, by folding and unfolding the pages, you may find that the folded spots wear and the ink may rub off. So if you do it in this manner, please be careful!

Example only. Page layout may vary.



■ Gray area is overlap - Do Not Stitch!

Washing Instructions

If necessary, you may wash your finished piece. Use luke warm water and a mild detergent or dishwashing soap. Always wash by hand. Rinse well with clear water.

Roll the finished piece between two towels and pat gently. Don't allow the piece to touch upon itself. Unroll and lay flat to dry. Don't leave it folded. Iron your piece face down between two towels. Use the warm setting and use steam if necessary on creases.

In case of lost PDF files

If you lose your PDF file and need to print out the pattern again, first check your account at www.artofstitching.com to see if the download is available there. If it is not, please use the contact form at the web site listed above and give us the details of the purchase and we will look it up in our files. We will then send the PDF file to your email address.

Copyright and Conditions of Use

You do not have permission to to share, sell or trade our cross stitch patterns digitally or by hard copy. You cannot sell our cross stitch patterns online.

By purchasing and/or downloading our cross stitch patterns you agree not upload our patterns (free or purchased) to any web sites which includes but is not limited to Blogs, Groups or Clubs.

You can sell your finished stitched work without our prior consent.